

# Ionizer (Air Push Type) KS1

CSM\_KS1\_DS\_E\_2\_1

## Wide Range of Nozzles for Optimal Ionization

- A wide range of nozzle variations
- High-frequency AC method with excellent ion balance

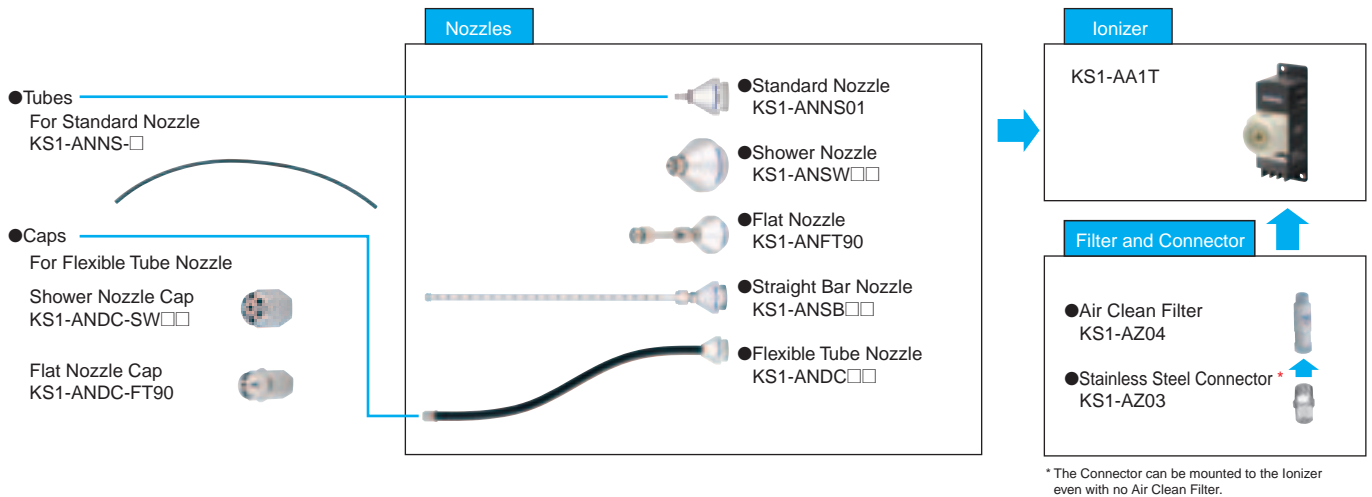
CE



**⚠** Refer to *Safety Precautions* on page 6.

For the most recent information on models that have been certified for safety standards, refer to your OMRON website.

## Product Configuration



## Ordering Information

### Ionizer

Model
KS1-AA1T

### Accessories

#### Nozzles

Product		Model
Standard Nozzle		KS1-ANNS01
Shower Nozzle	60°	KS1-ANSW60
	90°	KS1-ANSW90
90° Flat Nozzle		KS1-ANFT90
Straight Bar Nozzle	100 mm	KS1-ANSB10
	200 mm	KS1-ANSB20
	300 mm	KS1-ANSB30
	400 mm	KS1-ANSB40
	500 mm	KS1-ANSB50
Flexible Tube Nozzle	100 mm	KS1-ANDC10
	200 mm	KS1-ANDC20
	300 mm	KS1-ANDC30
	400 mm	KS1-ANDC40
	500 mm	KS1-ANDC50

#### Tubes

Product	Model
500-mm Conductive Urethane Tube	KS1-ANNS-U
500-mm Fluororesin Tube	KS1-ANNS-F
500-mm Silicone Tube	KS1-ANNS-S

#### Caps

Product	Model
60° Flexible Shower Nozzle Cap	KS1-ANDC-SW60
90° Flexible Shower Nozzle Cap	KS1-ANDC-SW90
90° Flexible Flat Nozzle Cap	KS1-ANDC-FT90

#### Optional Products

Product	Model
Replacement Dischargers (set of 5)	KS1-AZ01T
Tool for Replacing Dischargers	KS1-AZ02
Stainless Steel Connector	KS1-AZ03
Air Clean Filter	KS1-AZ04

## Ratings and Specifications

### Ionizer

Item	Model	KS1-AA1T
Power supply voltage		24 VDC $\pm$ 5%
Current consumption		Approx. 100 mA
Discharge method		High-frequency AC (Approx. 68 kHz)
Output voltage		$\pm$ 2 kV
Safety circuit		Outputs alarms for ionization errors
Discharge time		0.8 s max. (at a distance of 50 mm from air outlet)
Ion balance		$\pm$ 15 V or less (at a distance of 50 mm from air outlet)
Fluid used		Air (refer to <a href="#">Air Used</a> on page 6)
Amount of generated ozone		0.04 ppm or less (when standard nozzle used, at a distance of 300 mm from air outlet and primary side voltage of 0.25 MPa)
Supplied air flow		Approx. 100 L/min (ANR) (when standard nozzle used, at primary side voltage of 0.15 Mpa)
Indicators		Green POWER indicator lit while Ionizer ON, red ALM indicator lit for ionizing errors.
Air pressure range	When Standard Nozzle or Flexible Tube Nozzle is used.	0.02 to 0.25 MPa
	When Standard Nozzle Tube is attached.	0.02 to 0.12 MPa
	When Shower Nozzle, Flat Nozzle, or Straight Bar Nozzle is used.	0.05 to 0.40 MPa
Operating ambient temperature		0 to 40°C (with no icing or condensation)
Operating ambient humidity		35% to 65% (with no condensation)
Weight		235 g (Ionizer only)
Accessories		One ground lead (2 m)

### Air Clean Filter KS1-AZ04

■ Can be attached directly to the ionizer.

■ Diameter of collected particles with high filtration accuracy: 0.1  $\mu$ m, collection efficiency: 99.9%.

#### Specifications

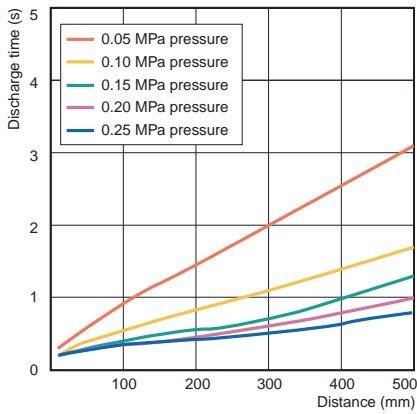
Item	Model	KS1-AZ04
Fluid used		Air
Connection aperture		R(Rc)1/8
Collected particle size		0.1 $\mu$ m
Collection efficiency		99.9%
Volume of air processed		40 l/min (ANR) (See note.) *
Film area		29.9 cm <sup>2</sup>
Max. voltage used		0.97 MPa
Withstanding pressure		1.47 MPa
Operating temperature range		5 to 45°C
Weight		11 g
Recommended tightening torque		400 to 600 N·cm
Unit material		Aluminum alloy (alumite treated)
Element material		Porous, hollow thread membrane

\* At 0.7 MPa (pressure drop of 0.03 MPa)

# Engineering Data (Reference Value)

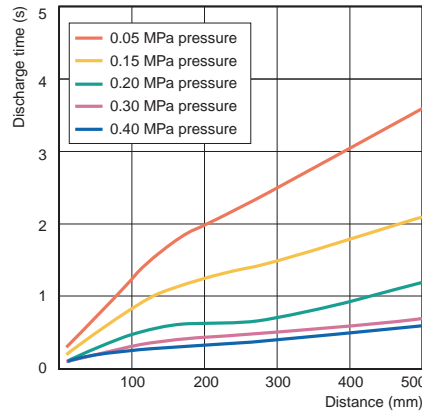
## Standard Nozzle

KS1-ANNS01



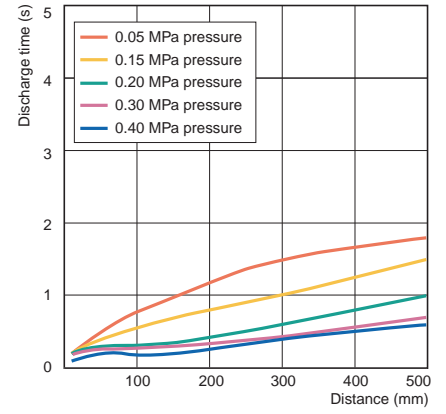
## 60° Shower Nozzle

KS1-ANSW60



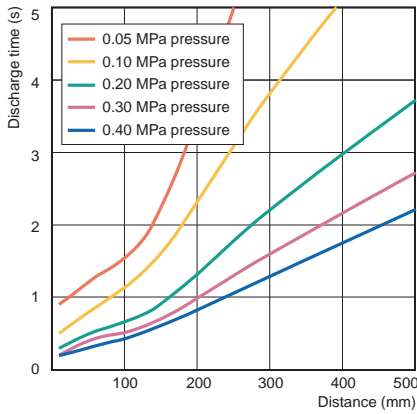
## 90° Shower Nozzle

KS1-ANSW90



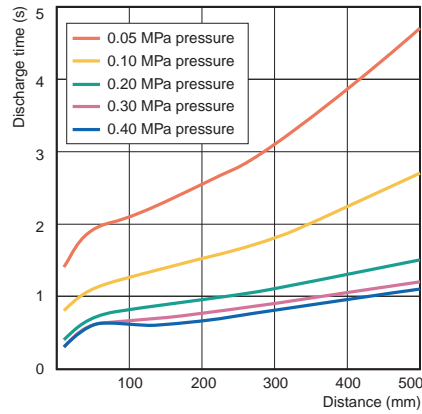
## Flat Nozzle

KS1-ANFT90



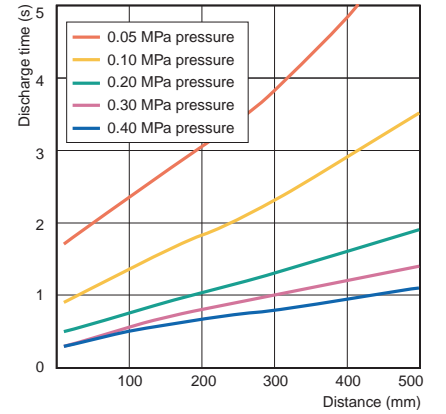
## 100-mm Straight Bar Nozzle

KS1-ANSB10



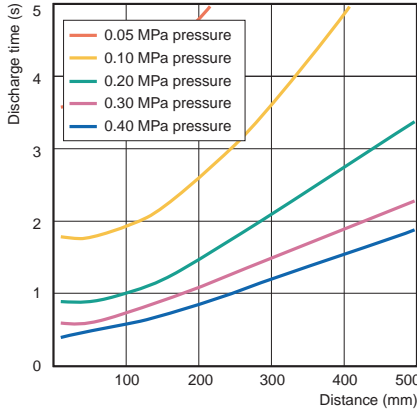
## 200-mm Straight Bar Nozzle

KS1-ANSB20



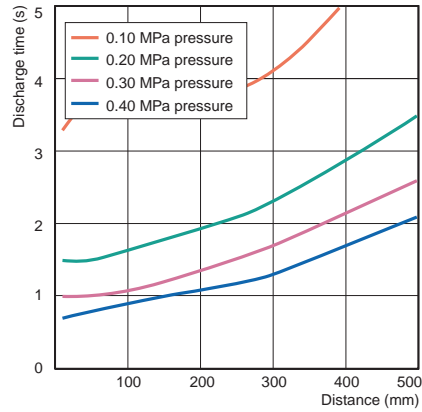
## 300-mm Straight Bar Nozzle

KS1-ANSB30



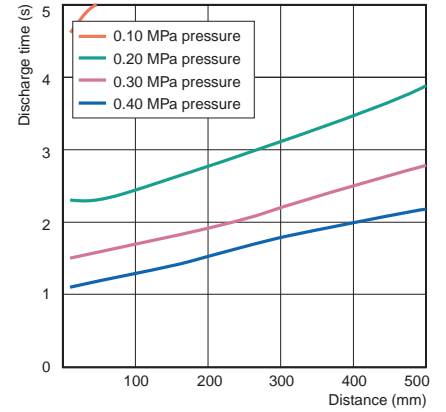
## 400-mm Straight Bar Nozzle

KS1-ANSB40



## 500-mm Straight Bar Nozzle

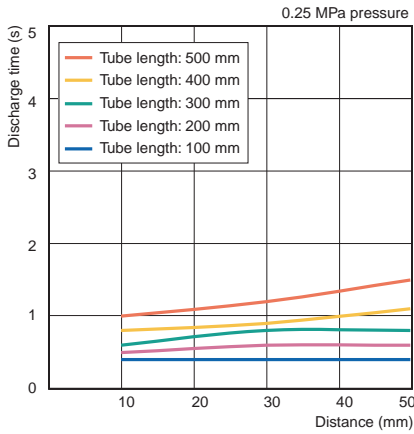
KS1-ANSB50



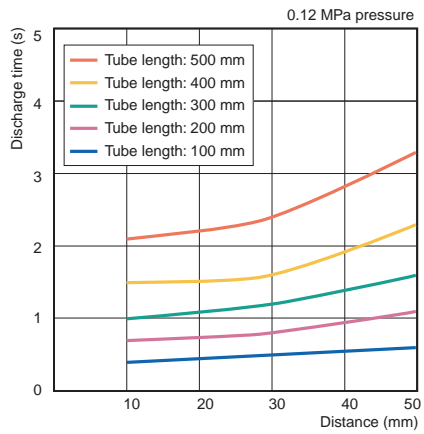
### Measurement conditions

Discharge time: Time required to lower charge from  $\pm 1,000$  V to  $\pm 100$  V  
 Plate monitor: 150 × 150 mm, 20 pF

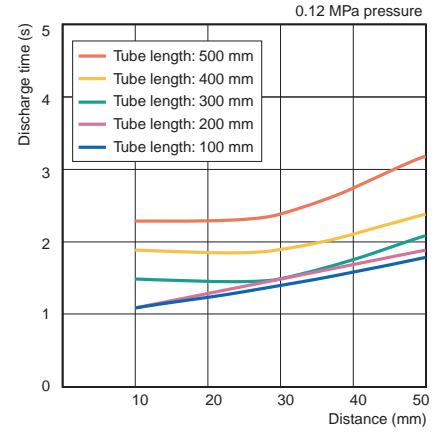
**Flexible Tube Nozzle**  
KS1-ANDC□



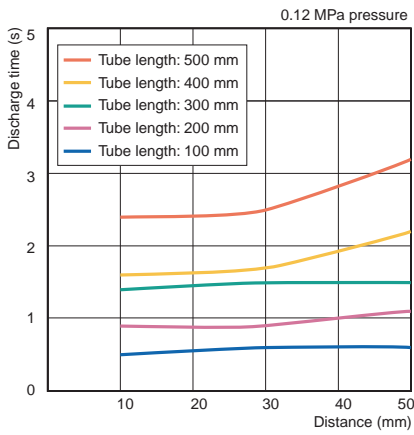
**Standard Nozzle with Conductive Urethane Tube**  
KS1-ANNS-U□ Connected to KS1-ANNS01



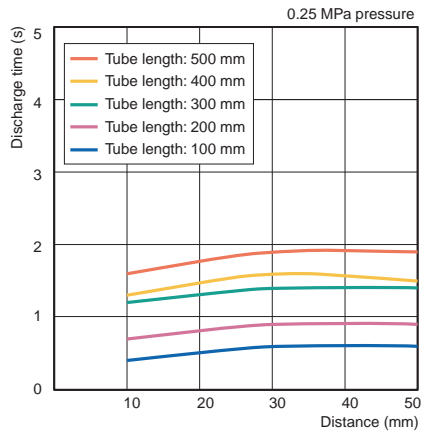
**Standard Nozzle with Fluororesin Tube**  
KS1-ANNS-F□ Connected to KS1-ANNS01



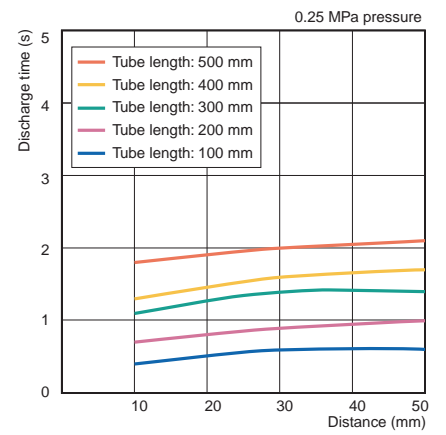
**Standard Nozzle with Silicon Tube**  
KS1-ANNS-S□ Connected to KS1-ANNS01



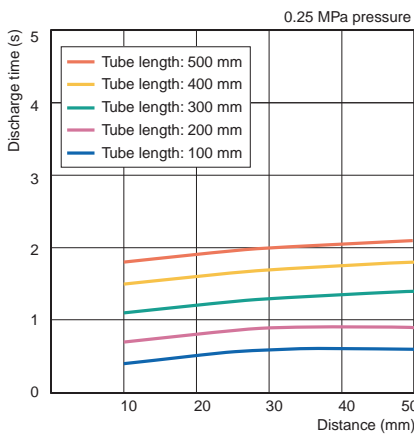
**Flexible Tube and 60° Shower Nozzle Cap**  
KS1-ANDC-SW60 Connected to KS1-ANDC□



**Flexible Tube and 90° Shower Nozzle Cap**  
KS1-ANDC-SW90 Connected to KS1-ANDC□



**Flexible Tube and Flat Nozzle Cap**  
KS1-ANDC-FT90 Connected to KS1-ANDC□

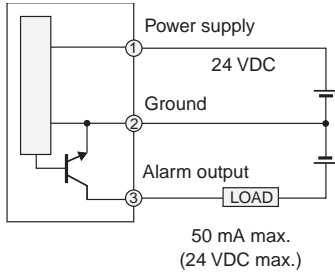


Measurement conditions

Discharge time: Time required to lower charge from  $\pm 1,000$  V to  $\pm 100$  V  
Plate monitor: 150 × 150 mm, 20 pF

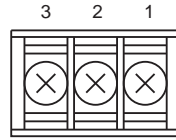
# Connections

## Wiring Diagram



Note: Alarm outputs are NC.

## Terminal Block Diagram



- 1: 24-VDC input power supply
- 2: Ground (power supply and output)
- 3: Output terminal

# Safety Precautions

### WARNING

This product is not designed or rated for ensuring safety of persons either directly or indirectly. Do not use it for such purposes.



### Precaution for Correct Use

Do not use the product in atmospheres or environments that exceed product ratings.

### Air Used

1. Make sure the pipes are adequately flushed with compressed air before connection. The pipes may become clogged or malfunctions may occur if the air in the pipes is contaminated by chips, sealing tape, rust, or other impurities.
2. Use air that does not contain oil or water. We recommend using clean dry air with a dew point of  $-10^{\circ}\text{C}$  or lower and a maximum collected particle size of  $0.01\ \mu\text{m}$ .
3. Application is not possible if the air or the surrounding atmosphere contains organic solvents, phosphate hydraulic oil, sulfur dioxide, chlorine gas, acid or similar substance.

For technical information and product FAQs, refer to the *Technical Guide* on your OMRON website.

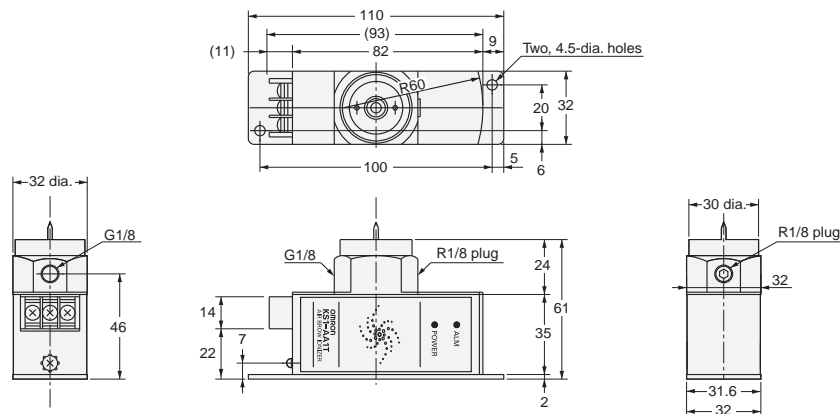
# Dimensions

(Unit: mm)

Tolerance class IT16 applies to dimensions in this data sheet unless otherwise specified.

## Ionizer

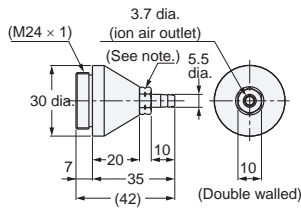
KS1



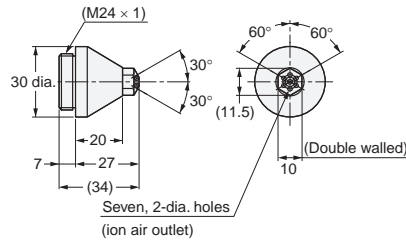
## Nozzles and Optional Products Used with the Ionizer

### Nozzles

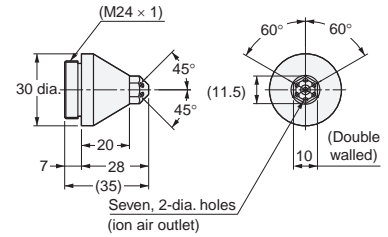
#### Standard Nozzle KS1-ANNS01



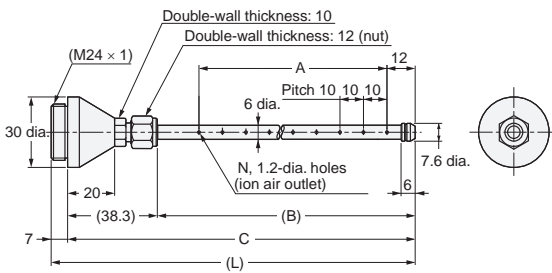
#### 60° Shower Nozzle KS1-ANSW60



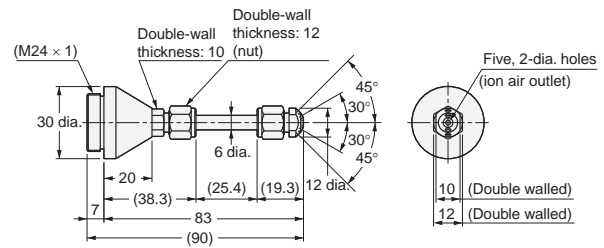
#### 90° Shower Nozzle KS1-ANSW90



#### Straight Bar Nozzles KS1-ANSB□

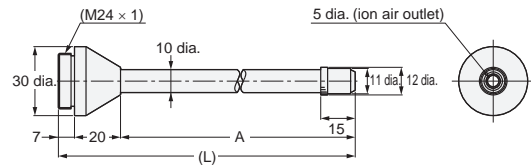


#### Flat Nozzle KS1-ANFT90



Model	A	B	C	L	N
KS1-ANSB10	100	129.7	168	175	11
KS1-ANSB20	200	229.7	268	275	21
KS1-ANSB30	300	329.7	368	375	31
KS1-ANSB40	400	429.7	468	475	41
KS1-ANSB50	500	529.7	568	575	51

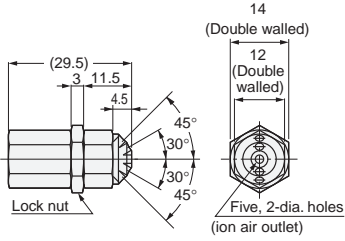
#### Flexible Tube Nozzles KS1-ANDC□



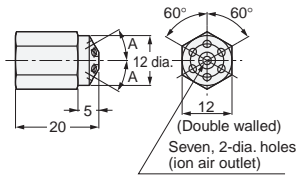
Model	A	L
KS1-ANDC10	102	129
KS1-ANDC20	202	229
KS1-ANDC30	302	329
KS1-ANDC40	402	429
KS1-ANDC50	502	529

### Caps

#### Flexible Flat Nozzle Cap KS1-ANDC-FT90



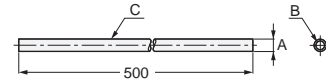
#### Flexible Shower Nozzle Caps KS1-ANDC-SW□



Model	Type	A
KS1-ANDC-SW60	60°	30°
KS1-ANDC-SW90	90°	45°

### Optional Tubes

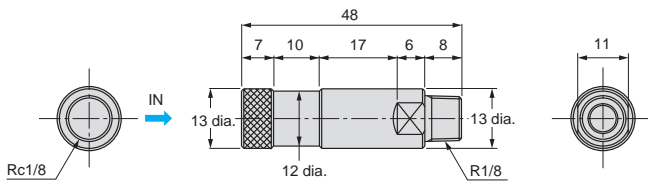
#### Optional Tubes for Standard Nozzles KS1-ANNS-□



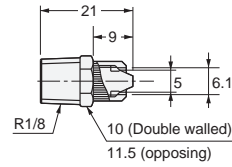
Model	A	B	C
KS1-ANNS-U	6 dia.	4 dia.	Conductive Urethane Tube
KS1-ANNS-F	7 dia.	5 dia.	Fluororesin Tube
KS1-ANNS-S	7 dia.	4 dia.	Silicon Tube

### Optional Products

#### Optional Air Clean Filter KS1-AZ04



#### Stainless Steel Connector KS1-AZ03



- Attached to the Ionizer for air tube connection.
- If using products from other manufacturers, consider using stainless steel products for less impact on the ozone layer.



## Terms and Conditions Agreement

### Read and understand this catalog.

Please read and understand this catalog before purchasing the products. Please consult your OMRON representative if you have any questions or comments.

### Warranties.

(a) Exclusive Warranty. Omron's exclusive warranty is that the Products will be free from defects in materials and workmanship for a period of twelve months from the date of sale by Omron (or such other period expressed in writing by Omron). Omron disclaims all other warranties, express or implied.

(b) Limitations. OMRON MAKES NO WARRANTY OR REPRESENTATION, EXPRESS OR IMPLIED, ABOUT NON-INFRINGEMENT, MERCHANTABILITY OR FITNESS FOR A PARTICULAR PURPOSE OF THE PRODUCTS. BUYER ACKNOWLEDGES THAT IT ALONE HAS DETERMINED THAT THE PRODUCTS WILL SUITABLY MEET THE REQUIREMENTS OF THEIR INTENDED USE.

Omron further disclaims all warranties and responsibility of any type for claims or expenses based on infringement by the Products or otherwise of any intellectual property right. (c) Buyer Remedy. Omron's sole obligation hereunder shall be, at Omron's election, to (i) replace (in the form originally shipped with Buyer responsible for labor charges for removal or replacement thereof) the non-complying Product, (ii) repair the non-complying Product, or (iii) repay or credit Buyer an amount equal to the purchase price of the non-complying Product; provided that in no event shall Omron be responsible for warranty, repair, indemnity or any other claims or expenses regarding the Products unless Omron's analysis confirms that the Products were properly handled, stored, installed and maintained and not subject to contamination, abuse, misuse or inappropriate modification. Return of any Products by Buyer must be approved in writing by Omron before shipment. Omron Companies shall not be liable for the suitability or unsuitability or the results from the use of Products in combination with any electrical or electronic components, circuits, system assemblies or any other materials or substances or environments. Any advice, recommendations or information given orally or in writing, are not to be construed as an amendment or addition to the above warranty.

See <http://www.omron.com/global/> or contact your Omron representative for published information.

### Limitation on Liability; Etc.

OMRON COMPANIES SHALL NOT BE LIABLE FOR SPECIAL, INDIRECT, INCIDENTAL, OR CONSEQUENTIAL DAMAGES, LOSS OF PROFITS OR PRODUCTION OR COMMERCIAL LOSS IN ANY WAY CONNECTED WITH THE PRODUCTS, WHETHER SUCH CLAIM IS BASED IN CONTRACT, WARRANTY, NEGLIGENCE OR STRICT LIABILITY.

Further, in no event shall liability of Omron Companies exceed the individual price of the Product on which liability is asserted.

### Suitability of Use.

Omron Companies shall not be responsible for conformity with any standards, codes or regulations which apply to the combination of the Product in the Buyer's application or use of the Product. At Buyer's request, Omron will provide applicable third party certification documents identifying ratings and limitations of use which apply to the Product. This information by itself is not sufficient for a complete determination of the suitability of the Product in combination with the end product, machine, system, or other application or use. Buyer shall be solely responsible for determining appropriateness of the particular Product with respect to Buyer's application, product or system. Buyer shall take application responsibility in all cases.

NEVER USE THE PRODUCT FOR AN APPLICATION INVOLVING SERIOUS RISK TO LIFE OR PROPERTY OR IN LARGE QUANTITIES WITHOUT ENSURING THAT THE SYSTEM AS A WHOLE HAS BEEN DESIGNED TO ADDRESS THE RISKS, AND THAT THE OMRON PRODUCT(S) IS PROPERLY RATED AND INSTALLED FOR THE INTENDED USE WITHIN THE OVERALL EQUIPMENT OR SYSTEM.

### Programmable Products.

Omron Companies shall not be responsible for the user's programming of a programmable Product, or any consequence thereof.

### Performance Data.

Data presented in Omron Company websites, catalogs and other materials is provided as a guide for the user in determining suitability and does not constitute a warranty. It may represent the result of Omron's test conditions, and the user must correlate it to actual application requirements. Actual performance is subject to the Omron's Warranty and Limitations of Liability.

### Change in Specifications.

Product specifications and accessories may be changed at any time based on improvements and other reasons. It is our practice to change part numbers when published ratings or features are changed, or when significant construction changes are made. However, some specifications of the Product may be changed without any notice. When in doubt, special part numbers may be assigned to fix or establish key specifications for your application. Please consult with your Omron's representative at any time to confirm actual specifications of purchased Product.

### Errors and Omissions.

Information presented by Omron Companies has been checked and is believed to be accurate; however, no responsibility is assumed for clerical, typographical or proofreading errors or omissions.